

Assessment in Support to Operations

– A Preliminary Investigation of
Dependence between Survey Data and Military Activity –

Elin Marthinussen
Senior Scientist
Norwegian Defence Research Establishment (FFI)

30 ISMOR, University of London
29th July – 2nd August 2013

Content

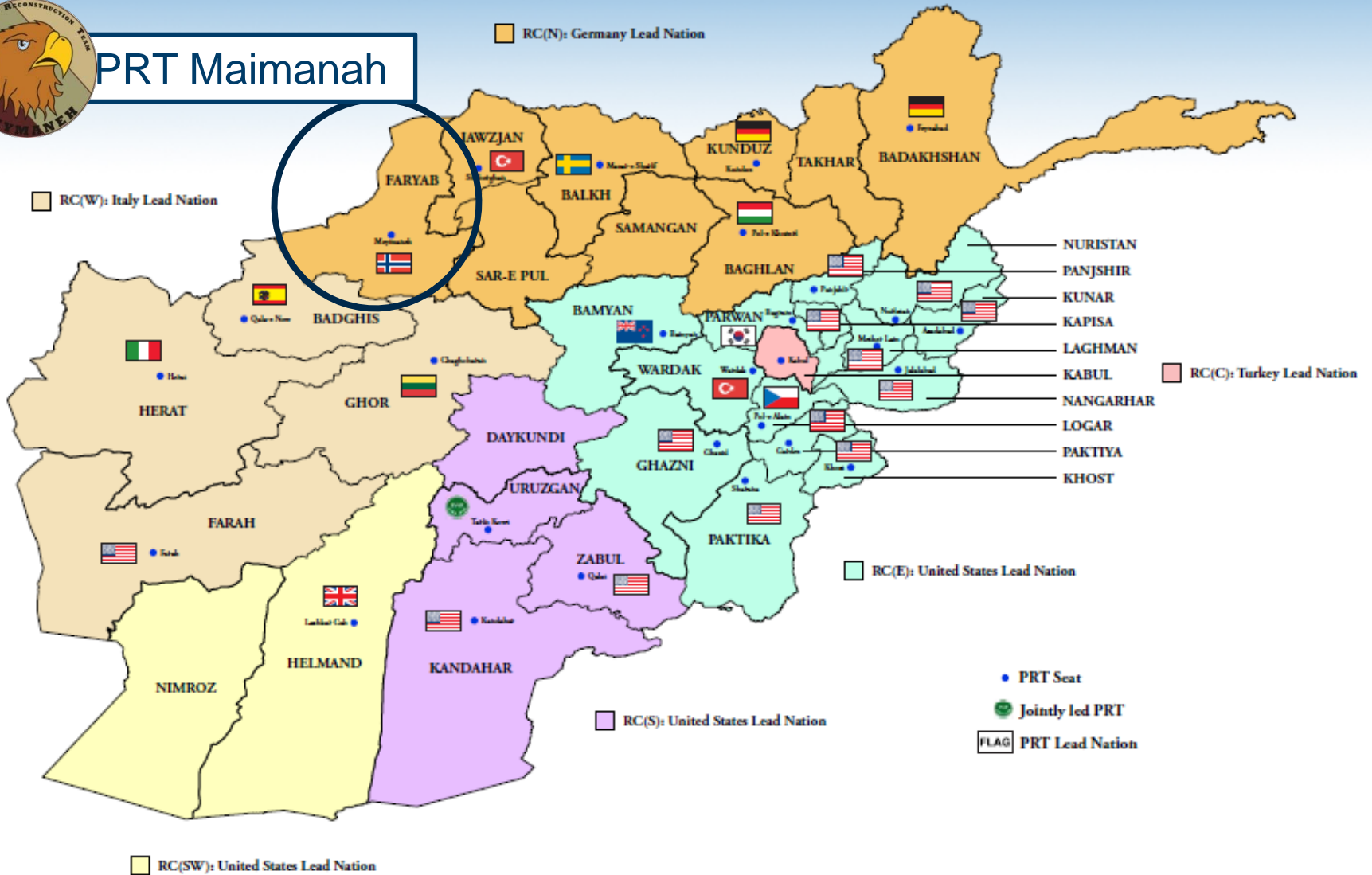
- Analysis support to PRT Maimanah
- Faryab Survey
- Battle Log
 - Data structuring
- Preliminary analysis
- The way ahead

Has military activity had an effect on people's perception of the situation?

Provincial Reconstruction Teams



PRT Maimanah





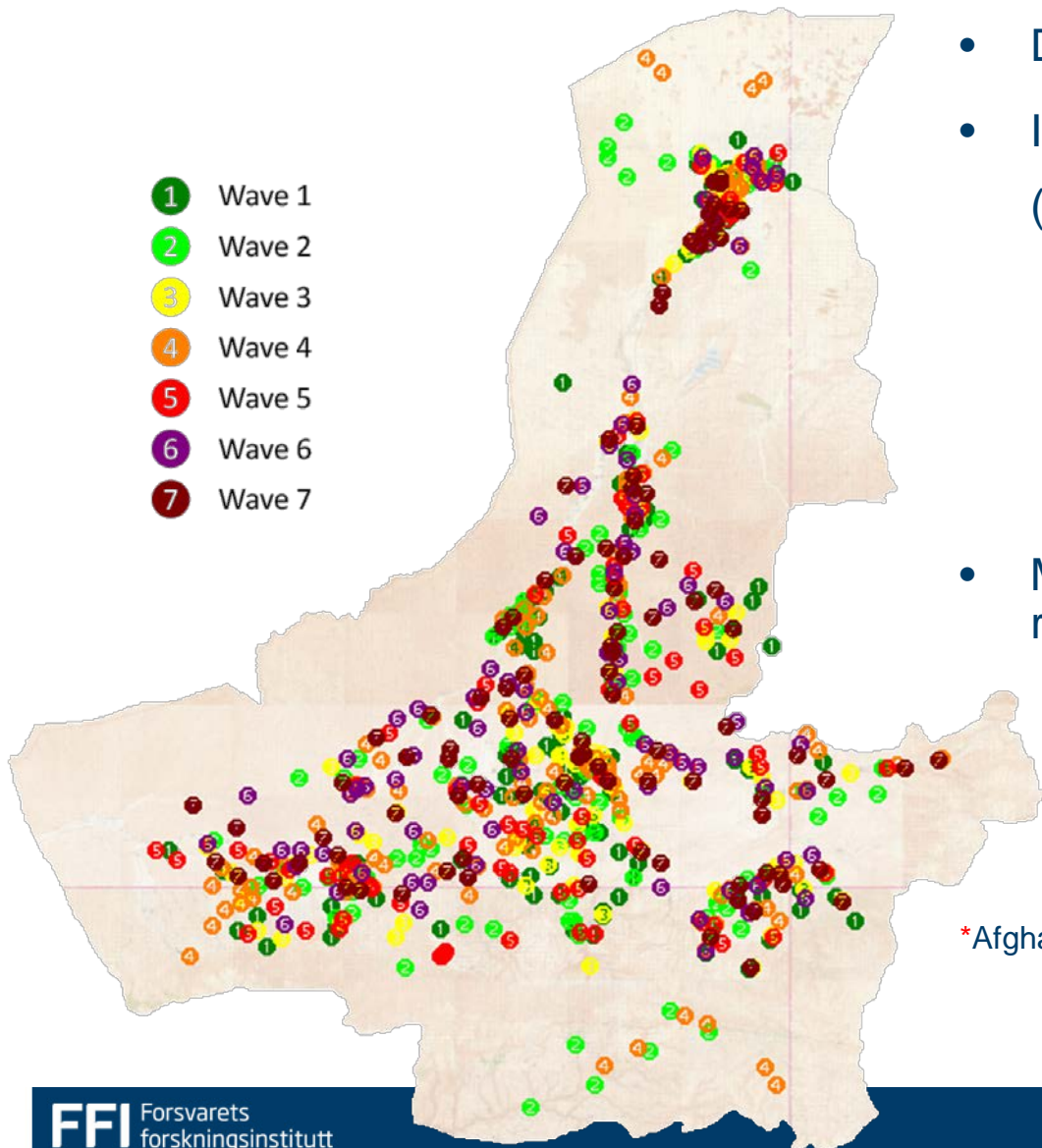
Analysis support to PRT Maimanah

- Operations Analyst deployed with PRT Maimanah since December 2008
- Assessment as one of the main task
 - To assess the achievement of the plan
 - Combine assessments of various elements
- Faryab Survey – a unique insight to the local population's view of the situation
- Battlelog – the military activity



Faryab Survey – people’s opinion

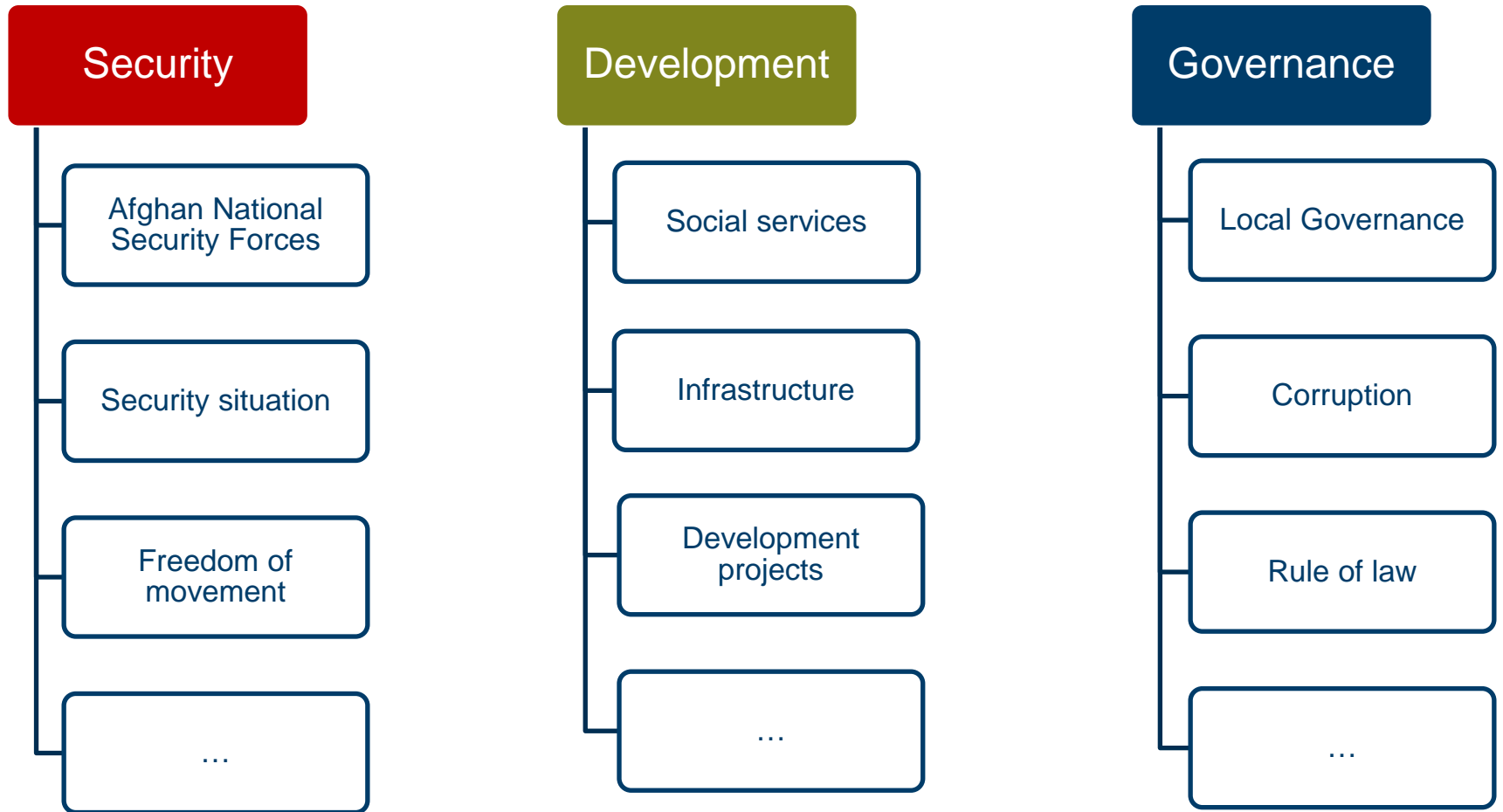
- 1 Wave 1
- 2 Wave 2
- 3 Wave 3
- 4 Wave 4
- 5 Wave 5
- 6 Wave 6
- 7 Wave 7



- Designed by FFI and PRT Maimanah
- Interviews conducted by Afghans (ACSOR*) twice a year
 - Sample size: ± 1250
 - Respondents age: 18+
 - Gender: 50/50
 - Ethnicities
- Margin of error: $\pm 2,6\%$ (province-wide results)

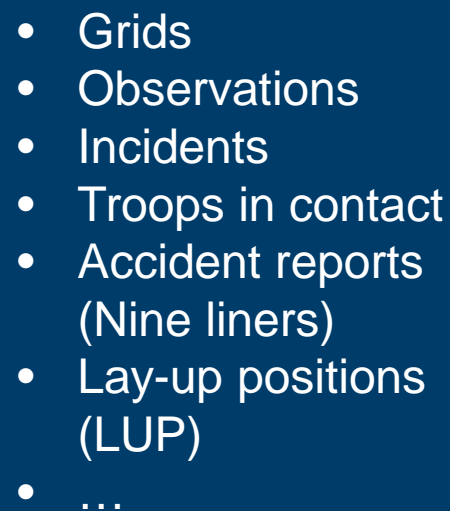
*Afghan Center for Socio-Economic and Opinion Research

Faryab Survey – main topics

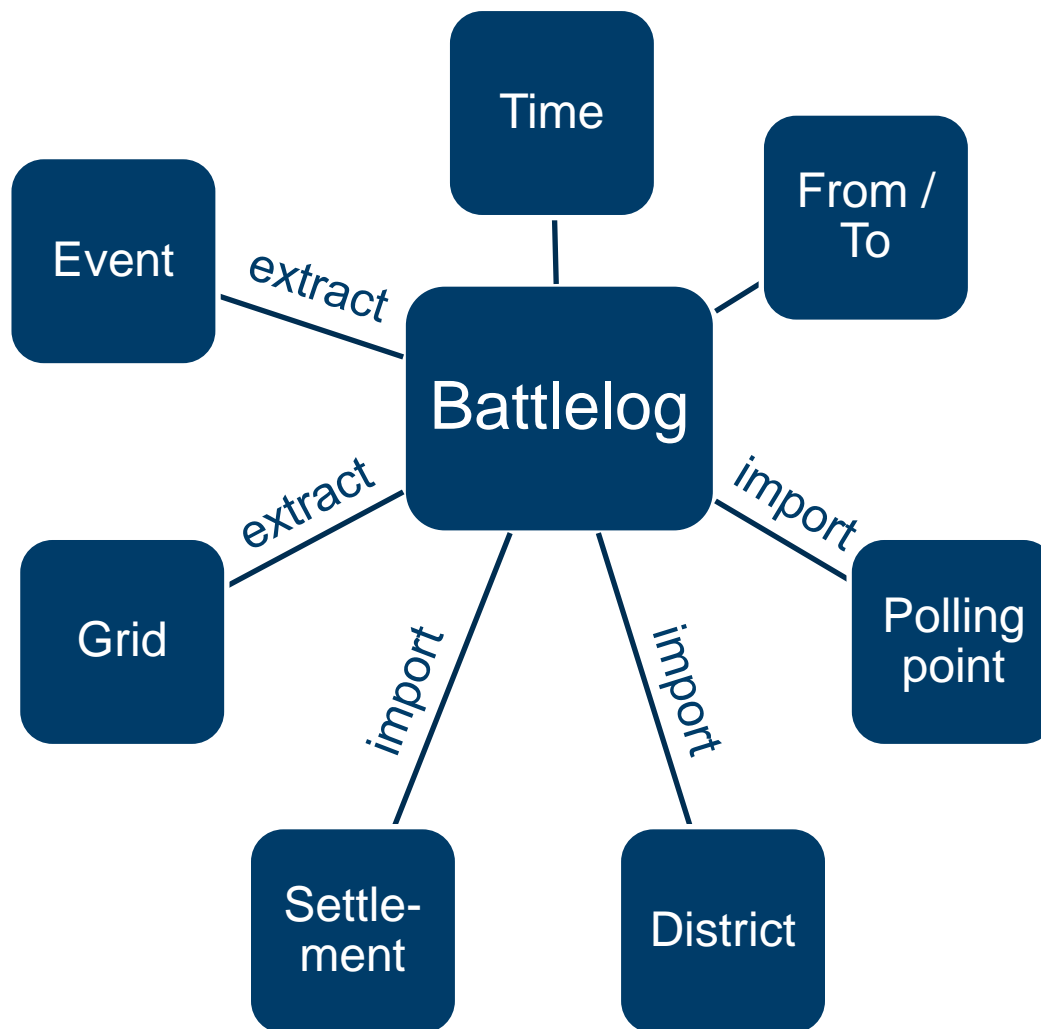


Battlelog – military activity

- Declassified data
- Simple data structure:
 - ID number [number]
 - Date [number]
 - Time [text]
 - Media [text]
 - From, Info, To [text]
 - Information [text]
 - ...
- For analysis purpose:
 - Consistency checks
 - Structuring of the battlelog

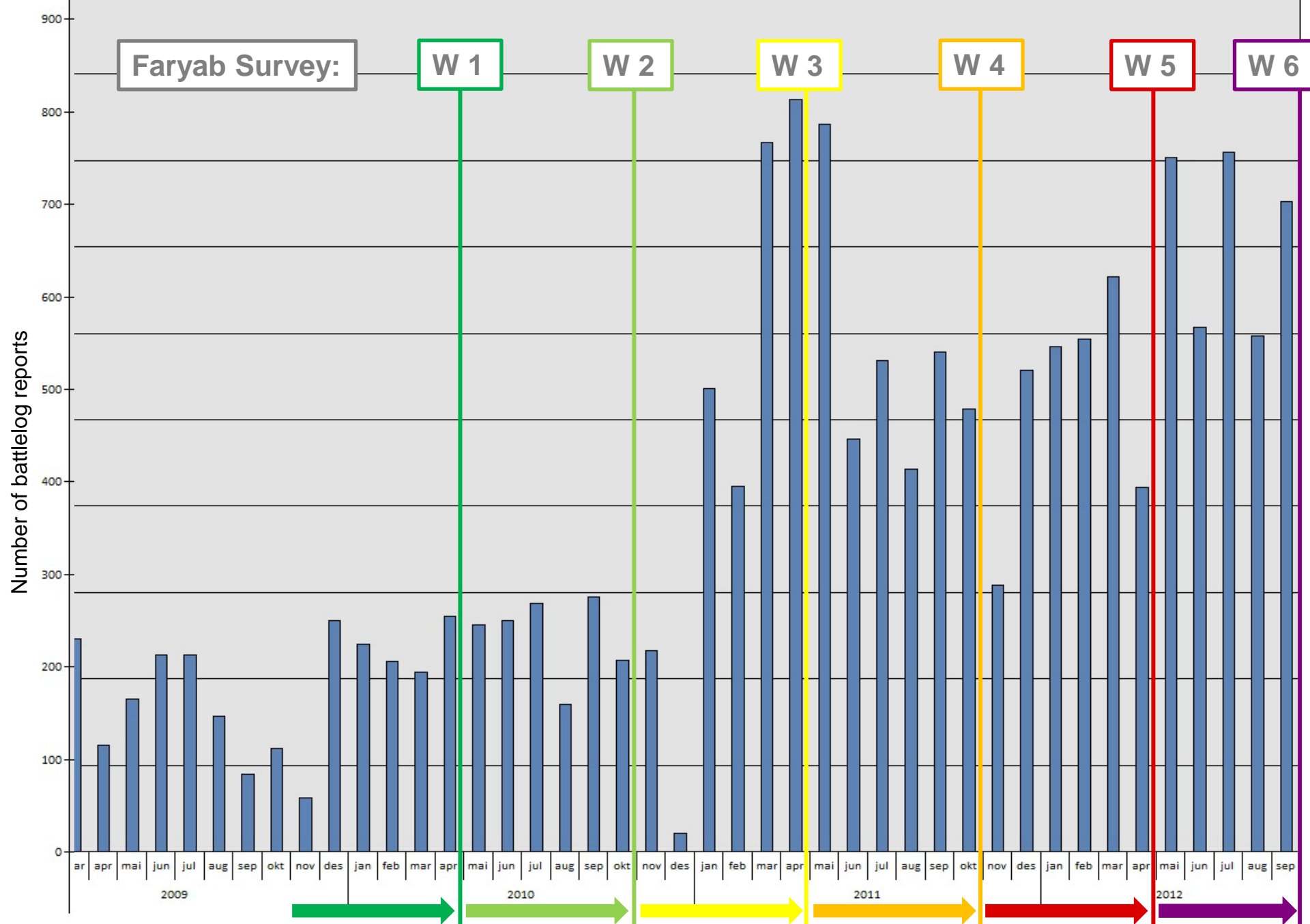
- 
- Grids
 - Observations
 - Incidents
 - Troops in contact
 - Accident reports (Nine liners)
 - Lay-up positions (LUP)
 - ...

Structuring the battlelog for analysis purpose



Battlelog – opportunities

- Analysis of the activity of military forces
 - What have been done? [*types of operation*]
 - Where have it been done? [*grid*]
 - When? [*date/time*]
 - Cooperation with local security forces [*interaction*]
 - ...
- Statistical analysis together with other data sources
 - Faryab Survey
 - Has military activity had an effect on people's perception of the situation?



Correlations – Faryab Survey and battlelog

		ISAF	NGO	INS	ANA	ANP
Faryab	Pearson Correlation	0,03	-0,06	0,23	0,02	-0,03
	Sig. (2-tailed)	0,77	0,56	0,02	0,88	0,74
Central Faryab	Pearson Correlation	-0,08	-0,22	0,11	-0,35	-0,29
	Sig. (2-tailed)	0,63	0,16	0,48	0,02	0,07
Eastern Faryab	Pearson Correlation	0,48	0,35	0,09	0,51	0,49
	Sig. (2-tailed)	0,01	0,06	0,65	0,01	0,01
Northern Faryab	Pearson Correlation	-0,03	-0,16	0,01	-0,08	-0,13
	Sig. (2-tailed)	0,88	0,41	0,97	0,67	0,52

The way ahead

- Data structuring
- More analysis
 - Battlelog on its own
 - Correlations
 - Other data sources
 - Military orders
 - Incident database
 - Civilian effort
 - ...



FFI Forsvarets
forskningsinstitutt

Contact information:
elin.marthinussen@ffi.no